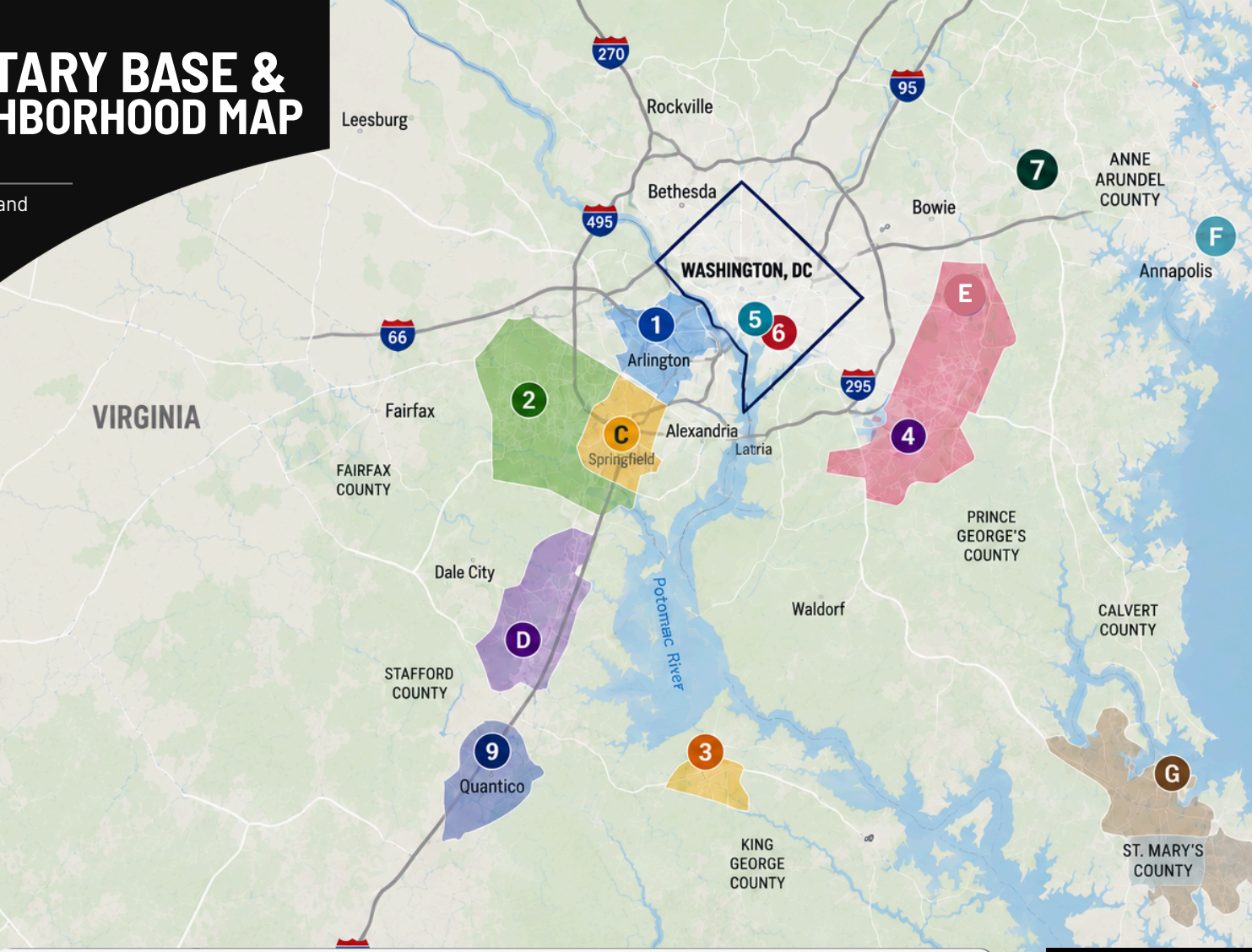


DMV MILITARY BASE & NEIGHBORHOOD MAP

Your guide to major military installations and family-friendly neighborhoods in the Washington, D.C. Metro Area.

MAJOR MILITARY BASES

- 1**  **JOINT BASE MYER-HENDERSON HALL**
Arlington, VA
Army • Joint Operations • Support Units
- 2**  **FORT BELVOIR**
Fairfax County, VA
Army • Engineering • Logistics • Training
- 3**  **NAVAL SUPPORT FACILITY DAHLGREN**
King George, VA
Navy • Research • Testing • Support
- 4**  **ANDREWS JOINT BASE**
Prince George's County, MD
Air Force • Air Mobility • Communications
- 5**  **NAVY YARD WASHINGTON**
Washington, DC
Navy • Ship Repair • Security • Support
- 6**  **USCG SECTOR WASHINGTON**
Washington, DC
Coast Guard • Operations • Safety
- 7**  **FORT MEADE**
Anne Arundel County, MD
Army • NSA • Cyber Command • Intelligence
- 8**  **PATUXENT RIVER NAS**
St. Mary's County, MD
Navy • Aviation • Research • Testing
- 9**  **QUANTICO**
Prince William County, VA
Marine Corps • Training • Security • Support



NEIGHBORHOOD AREAS

- A** **ARLINGTON / ALEXANDRIA**
Walkable • Historic • Close to DC
- B** **FAIRFAX / FALLS CHURCH**
Top Schools • Suburban • Commute Friendly
- C** **SPRINGFIELD / LORTON**
Affordable • Family-Friendly • Convenient to Bases
- D** **WOODBRIE / DALE CITY**
Affordable • Growing • Great for PCS
- E** **UPPER MARLBORO / BOWIE**
Spacious • Family-Friendly • Easy Commute
- F** **ANNAPOLIS / EDGEWATER**
Coastal Living • Naval Community • Historic Charm
- G** **SOUTHERN MARYLAND**
Quiet • Affordable • Close to NAS Patuxent River





COMMUTE GUIDE (FROM BASES)

NEIGHBORHOOD AREA	JB MYER ENDERSON HALL	FORT BELVOIR	ANDREWS JRB	NAVY YARD DC	FORT MEADE	DAHLGREN NSF	PAX RIVER NAS	QUANTICO
A ARLINGTON / ALEXANDRIA	5-15 min	35-50 min	25-35 min	5-15 min	35-45 min	1 hr 15 min	1 hr 45 min	45-60 min
B FAIRFAX / FALLS CHURCH	15-25 min	15-25 min	30-40 min	15-25 min	30-40 min	1 hr 20 min	1 hr 50 min	25-35 min
C SPRINGFIELD / LORTON	15-25 min	20-30 min	25-35 min	20-30 min	30-40 min	1 hr 10 min	1 hr 35 min	15-25 min
D WOODBRIDGE / DALE CITY	30-45 min	10-20 min	40-55 min	30-45 min	45-60 min	1 hr 10 min	1 hr 25 min	10-20 min
E UPPER MARLBORO / BOWIE	35-50 min	40-55 min	10-20 min	35-45 min	15-25 min	1 hr 15 min	1 hr 45 min	35-45 min
F ANNAPOLIS / EDGEWATER	45-60 min	1hr	35-45 min	45-60 min	35-45 min	1 hr 10 min	1 hr 20 min	45-60 min
G SOUTHERN MARYLAND	1hr+	1 hr 15 min+	1 hr	1 hr 15 min+	50-60 min	1hr+	10-20 min	1 hr 15 min +

ABOUT THE DMV

-  Diverse communities with something for every lifestyle.
-  Excellent schools, universities, and healthcare.
-  Abundant job opportunities in government, tech, and healthcare.
-  Multiple commute options: Metro, VRE, MARC, Amtrak, rideshare.

QUICK TIPS FOR PCS SUCCES

-  **Housing:** Start early and consider proximity to your installation and commute options.
-  **Traffic:** Plan your commute during rush hour before making a final decision.
-  **Schools:** Research school boundaries if you have school-age children.
-  **Community:** Get involved! Local military organizations and Facebook groups are great resources.